

1. Find the maximum and minimum values of the function $f(x, y) = 4x + 6y$ on the disk $x^2 + y^2 \leq 1$.

Find interior critical pts., then check the boundary

crit pts: set $\nabla f = \vec{0}$. $\nabla f = (4, 6)$: never $\vec{0}$, so no crit. pts.

boundary Use Lagrange multipliers. The constraint is $g(x, y) = x^2 + y^2 = 1$.

$\nabla g = (2x, 2y)$, which is $\vec{0}$ only at $(0, 0)$, which is not on the curve $g = 1$. So the max & min occur at a pt.

Satisfying $\nabla f = d \nabla g$

$$\underline{(4, 6) = d(2x, 2y)}$$

$$\text{Get 3 eqns: } \left. \begin{array}{l} 4 = 2dx \\ 6 = 2dy \\ x^2 + y^2 = 1 \end{array} \right\} \begin{array}{l} \rightarrow d = \frac{2}{x} \\ \rightarrow d = \frac{3}{y} \end{array}$$

$$\text{So } \frac{2}{x} = \frac{3}{y}, \text{ or } dy = 3x, \text{ or } y = \frac{3}{2}x$$

$$\text{Then } x^2 + \left(\frac{3}{2}x\right)^2 = 1$$

$$x^2 + \frac{9}{4}x^2 = 1$$

$$\frac{13}{4}x^2 = 1$$

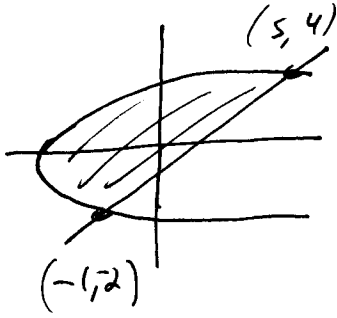
$$x^2 = \frac{4}{13}, \quad x = \pm \frac{2}{\sqrt{13}}$$

$$\text{So the possible extrema are } \left(\frac{2}{\sqrt{13}}, \frac{3}{\sqrt{13}}\right) \text{ \& } \left(-\frac{2}{\sqrt{13}}, -\frac{3}{\sqrt{13}}\right)$$

$$\text{max value: } 4 \cdot \frac{2}{\sqrt{13}} + 6 \cdot \frac{3}{\sqrt{13}} = \frac{26}{\sqrt{13}}$$

$$\text{min value: } 4 \left(-\frac{2}{\sqrt{13}}\right) + 6 \left(-\frac{3}{\sqrt{13}}\right) = \frac{-26}{\sqrt{13}}$$

2. Evaluate $\iint_R y \, dA$, where R is the region bounded by the line $y = x - 1$ and the parabola $y^2 = 2x + 6$.



$$y^2 = 2x + 6, \text{ or } x = \frac{1}{2}y^2 - 3$$

$$y = x - 1, \text{ or } x = y + 1$$

$$\text{At pts. of intersection, } \frac{1}{2}y^2 - 3 = y + 1$$

$$y^2 - 6 = 2y + 2$$

$$y^2 - 2y - 8 = 0$$

$$y = 4, -2$$

So pts. of intersection are $(-1, -2)$ & $(5, 4)$

Easiest as a Type II region: $\frac{1}{2}y^2 - 3 \leq x \leq y + 1$
 $-2 \leq y \leq 4$

$$\iint_R y \, dA = \int_{-2}^4 \int_{\frac{1}{2}y^2 - 3}^{y+1} y \, dx \, dy$$

$$= \int_{-2}^4 \left(xy \Big|_{\frac{1}{2}y^2 - 3}^{y+1} \right) dy = \int_{-2}^4 (y^2 + y - \frac{1}{2}y^3 + 3y) dy$$

$$= \int_{-2}^4 \left(-\frac{1}{2}y^3 + y^2 + \frac{4}{1}y \right) dy$$

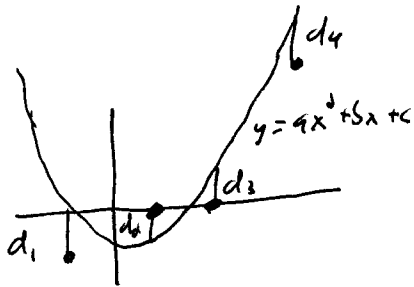
$$= \left. -\frac{1}{8}y^4 + \frac{1}{3}y^3 + \frac{4}{2}y^2 \right|_{-2}^4$$

$$= -32 + \frac{64}{3} + \frac{32}{3} + 2 + \frac{8}{3} - 8$$

$$= 18$$

3. Set up, but do not solve, the following problem:

Find the parabola $ax^2 + bx + c$ that best fits the data points $(1, 0)$, $(2, 0)$, $(4, 10)$, and $(-1, -3)$.
(That is, write down the function to be optimized, but don't optimize it.)



$$\begin{aligned} \text{Minimize } d_1^2 + d_2^2 + d_3^2 + d_4^2 &= (a - b + c + 3)^2 + (4a + b + c + 1)^2 \\ &= (a - b + c + 3)^2 + (a + b + c)^2 + (4a + b + c)^2 + (16a + 4b + c - 10)^2 \\ &= f(a, b, c) \end{aligned}$$

4. Find the region R for which the triple integral

$$\iiint_R (1 - x^2 - y^2 - z^2) dV$$

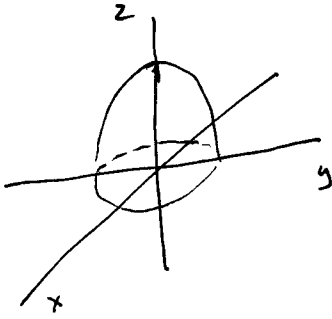
is a maximum.

Want R to include all the pts where $1 - x^2 - y^2 - z^2$ is > 0 , and none of the pts. where it's negative:

$$1 - x^2 - y^2 - z^2 > 0 \Leftrightarrow x^2 + y^2 + z^2 < 1$$

Thus R is the solid ball of radius 1.

5. Set up, but do not evaluate, an iterated integral giving the average value of the function $f(x, y, z) = x^2z + y^2z$ over the region enclosed by the paraboloid $z = 1 - x^2 - y^2$ and the plane $z = 0$.



In rectangular coordinates) $\iiint_R f dV$ is

$$\int_0^1 \int_{-\sqrt{1-x^2}}^{\sqrt{1-x^2}} \int_0^{1-x^2-y^2} (x^2z + y^2z) dz dy dx$$

or

$$\int_0^1 \int_{-\sqrt{1-y^2}}^{\sqrt{1-y^2}} \int_0^{1-x^2-y^2} (x^2z + y^2z) dz dx dy$$

Better in cylindrical coordinates:

$$\int_0^{2\pi} \int_0^1 \int_0^{1-r^2} r^2 z r dz dr d\theta$$

or

$$\int_0^1 \int_0^{2\pi} \int_0^{1-r^2} r^2 z r dz d\theta dr$$

So the average value of f over R is $\frac{\iiint_R f dV}{\iiint_R dV}$, where we evaluate the triple integrals as above.

EXTRA CREDIT Draw the monkey in his saddle.

